

in business, together

Service Guide

Immigration



مركز قطر للمال
Qatar Financial Centre

Immigration Service Guide

Document Version: CA_ISG_v5.1

March 23, 2025

Quality Policy: Immigration Services

"We understand that the immigration service requests that QFC provides are critical to our client operations. We maintain a rigorous and comprehensive quality program, which enables us to deliver great value to our clients by ensuring we consistently meet client and applicable regulatory requirements. QFC leadership adopted a client-first approach and committed to continual improvement of the quality management system."

QFC established the following objectives to meet client and applicable regulatory requirements for processing immigration service requests.

- Ensure the immigration service requests are processed within the agreed timeline.
- Implement the processes to meet the regulatory requirements.
- Provide necessary resources for smooth operations.
- Innovate and continuously improve the processes by listening to our client's expectations.

Turky Maeed Al-Hbabi



Director – Immigrations Office

Guruprasad Srinivasan



Head – Quality Assurance

Master Record: Client Affairs, Policy Manual v2.5, CA-02-Client Service Policy, 1.2 Quality Policy

Table of Contents

1.	COMPUTER CARD (NEW, RENEWAL & ADD/REMOVE SIGNATORY)	7
1.1.	NEW COMPUTER CARD	7
1.2.	RENEWAL OF COMPUTER CARD	8
1.3.	ADD AND/OR REMOVE AUTHORISED SIGNATORY	8
1.4.	AUTHORISATION FOR AUTHORISED SIGNATORY	9
2.	BUSINESS VISA AND BUSINESS VISA EXTENSION	10
2.1.	BUSINESS VISA	10
2.2.	BUSINESS VISA EXTENSION - 1 MONTH	10
3.	WORKING VISA, TEMPORARY WORKING VISA, LABOUR APPROVAL AND HUKOOMI CARD	11
3.1.	LABOUR APPROVAL – WORKING VISA	11
3.2.	WORKING VISA UNDER THE SPONSORSHIP OF COMPANY	11
3.3.	TEMPORARY WORK VISA 3 MONTHS MULTIPLE ENTRY	12
3.4.	TEMPORARY WORK VISA 3 MONTH EXTENSION	13
3.5.	NEW HUKOOMI CARD	14
3.6.	HUKOOMI CARD RENEWAL	14
4.	NEW RESIDENCE PERMIT – EMPLOYEE	14
4.1.	NEW RESIDENCE PERMIT EMPLOYEE	14
5.	RESIDENCE PERMIT RENEWAL	16
5.1.	EMPLOYEE – SPOUSE – CHILD, RESIDENCE PERMIT RENEWAL	16
5.2.	TRANSFER OF RP FROM OLD TO NEW PASSPORT	17
6.	FAMILY VISIT VISA SUPPORT	17
	STAGE 1 : FAMILY VISIT APPLICATION ON METRASH2	17
	STAGE 2 : FAMILY VISIT VISA SUPPORT ON QFC CLIENT PORTAL	18
7.	VISA CONVERSION:.....	19
8.	RESIDENCE PERMIT – EMPLOYEE’S DEPENDENT	19

8.1.	NEW RESIDENCE PERMIT – SPOUSE AND CHILD	19
9.	RESIDENCE PERMIT CANCELLATION.....	20
9.1.	RESIDENCE PERMIT CANCELLATION - EMPLOYEE	20
9.2.	RESIDENCE PERMIT CANCELLATION - FAMILY.....	21
10.	TRANSFER OF SPONSORSHIP	22
10.1.	TRANSFER OF SPONSORSHIP - EMPLOYEE.....	22
11.	GATE PASS LETTER.....	23
11.1.	GATE PASS LETTER.....	23
12.	VISIT VISA 1 YEAR FOR RP HOLDERS	23
12.1.	RETURN VISA RP HOLDER - (OUT OF QATAR MORE THAN 6 TO 12 MONTHS WITH VALID RP).....	23
13.	SUPPORT LETTER	24
14.	QFCA SINGLE WINDOW SHIPMENT CLEARANCE	24
15.	NEW COMPANY PROFILE CREATION BY MOL	25
16.	NEW COMPANY INFORMATION MANAGEMENT BY MOL.....	26
	MANAGING COMPANY AUTHORIZED SIGNATORIES' INFO (ADDING, DELETING, OR MODIFYING)	26
17.	EXISTING COMPANY INFORMATION MANAGEMENT BY MOL	27
	MANAGING COMPANY AUTHORIZED SIGNATORIES' INFO (ADDING, DELETING, OR MODIFYING)	27
18.	CHANGE OF EMPLOYER REQUEST – ONLY MOL APPROVAL	27
19.	JOB TITLE AMENDMENT REQUEST	28
20.	AMENDMENT OF LABOUR RECRUITMENT APPROVAL	29
21.	WORK PERMIT APPROVAL.....	30
22.	POLICIES AND PROCEDURES	31
22.1.	COMPANY LETTERHEAD AND STAMP (LLC)	31
23.	PORTAL ACCESS	31
23.1.	FAQ GENERAL	31
24.	MULTIPLE PORTAL ACCESS	32

24.1.	FAQ GENERAL	32
25.	IMMIGRATION TERMS AND CONDITIONS.....	32
25.1.	IMMIGRATION SERVICES.....	32
25.2.	SINGLE POINT OF CONTACT (SPOC).....	33
25.3.	QFC PORTAL & ESTIMATED PROCESSING TIMELINES	34
25.4.	QFC – CENTRALISED CONTACT POINT	35
25.5.	SUBMISSION OF IMMIGRATION APPLICATIONS	36
25.6.	PROCESSING OF IMMIGRATION APPLICATIONS	37
26.	APPENDICES:	39

1. Computer Card (New, Renewal & Add/Remove Signatory)

1.1. New Computer Card

Eligibility and Notes

- The authorised signatory must be in Qatar on any visa (visa on arrival, family, or business visa). A copy of visa for a non-Qatari authorised signatory or a copy of QID for a Qatari citizen/Qatari residence authorised signatory must be provided.
- Company stamp and letterhead must be ready. (It is also recommended to include your firm's QFC registered Arabic name).
- Once the resident permit is issued, the authorised signatory must update his/her national address through Metrash2.
- A blank company letterhead may be provided to QFC if the company does not have a staff who can prepare a letter in Arabic.
- If the authorized signatory is a resident and working in a specific establishment but needs to be an authorized signatory in another establishment, a "Delegated Exception" must be submitted, which can be obtained from their current sponsor's Metrash2 or MOI e-Service using. Additionally, a service request (I-123) "Authorization of Authorized Signatory" must be raised on the QFC Client portal to settle fees for this conditional requirement.

Required Documents

Original

- [National address form.](#)
- [Ministry of Interior \(Mol\) Form](#) signed and stamped by the authorised signatory.
- [Company letter.](#)

Copy

- A copy of QFC Companies Registration Office (CRO) Certificate and License.
- A copy of the applicant's passport.
- A copy of the applicant's visa.
- A copy of the authorised signatory's residence permit (QID).

CODE	SERVICE TYPE	EST TIME	COST
IS-1	Computer Card	5 Working Days	QAR 600

1.2. Renewal of Computer Card

Eligibility and Notes

- All authorised signatories must be in Qatar.
- Residence permits (QIDs) of the authorised signatories should be valid (not expired).
- If the authorized signatory is a resident and working in a specific establishment but needs to be an authorized signatory in another establishment, a "Delegated Exception" must be submitted, which can be obtained from their current sponsor's Metrash2 or MOI e-Service using. Additionally, a service request (I-123) "Authorization of Authorized Signatory" must be raised on the QFC Client portal to settle fees for this conditional requirement.
- A blank company letterhead may be provided to QFC if the company does not have a staff to prepare a letter in Arabic.

Required Documents

Original

- The original company computer card.

Copy

- A copy of QFC Companies Registration Office (CRO) Certificate and License.
- A copy of the authorised signatory's residence permit (QID).
- [Ministry of Interior \(Mol\) Form](#) signed and stamped by the authorised signatory.
- [Company letter](#).

CODE	SERVICE TYPE	EST TIME	COST
IS-2	Computer Card Renewal	5 Working Days	QAR 500

1.3. Add and/or Remove Authorised Signatory

Eligibility and Notes

- All firm's authorised signatories must be in Qatar.
- The residence permits (QIDs) of the authorised signatories should be valid (not expired).
- The new authorised signatory should be under firm's sponsorship or must have temporary work permit from their current sponsor.

- If there is only one authorised signatory on the computer card, then this person cannot be removed from the computer card or cannot cancel the residence permit until there is a new authorised signatory added.
- A blank company letterhead may be provided to us if the company does not have staff to prepare an Arabic letter.

Required Documents

Original

- Company computer card.

Copy

- A copy of QFC Companies Registration Office (CRO) Certificate and License.
- A copy of the authorised signatory's residence permit (QID).
- [Ministry of Interior \(Mol\) Form](#) signed and stamped by the authorised signatory.
- [Company letter.](#)

CODE	SERVICE TYPE	EST TIME	COST
IS-55	Add and/or Remove Authorised Signatory	5 Working Days	QAR 400

1.4. Authorisation for Authorised Signatory

Eligibility and Notes

- This service request settles the fee required for the "Delegated Exception" when an authorized signatory, who is a resident and currently employed at one establishment, needs "Delegated Exception" approval to act as a signatory to another establishment.

Required Documents

Original

- N/A.

Copy

- N/A

CODE	SERVICE TYPE	EST TIME	COST
IS-123	Authorisation for Authorised Signatory	5 Working Days	QAR 1300

2. Business Visa and Business Visa Extension

2.1. Business Visa

Eligibility and Notes

- Applicant must be over 30 years old.
- The applicant should not have any valid visa (this can be checked on the Ministry of Interior (MOI) website using the applicant's passport number).
- The applicant should not have a valid residence permit (QID).
- The applicant should not be in Qatar.
- Applicant of Business/ Official visa is not allowed to work in Qatar.
- Only work / temporary work visas can grant work permit for the applicant.

Required Documents

Original

- N/A.

Copy

- A copy of the applicant's passport.
- [Company letter.](#)
- One (1) passport size photo, with blue background

CODE	SERVICE TYPE	EST TIME	COST
IS-3	Business Visa	5 Working Days	QAR 500

2.2. Business Visa Extension - 1 Month

Eligibility and Notes

- The applicant must be in Qatar.
- A business visa cannot be extended if it has already been extended for one (1) month.

Required Documents

Original

- N/A.

Copy

- A copy of the applicant's visa.

CODE	SERVICE TYPE	EST TIME	COST
IS-4	30 Days Extension	5 Working Days	QAR 300

3. Working Visa, Temporary Working Visa, Labour Approval and Hukoomi Card

3.1. Labour Approval – Working Visa

Eligibility and Notes

- This service is applicable only to the following nationalities - Bangladesh, India, Nepal, Pakistan Philippines and Sri Lanka. Complete working visa procedures through Qatar Visa Center (QVC).
- To know more about QVC, kindly visit <https://www.qatarvisacenter.com/>.
- Here is the [list of approved job titles](#).
- Computer card of applicant's firm should be valid.
- A copy of the applicant's passport.

Required Documents

Original

- N/A.

Copy

- [Company letter](#).
- A copy of the applicant's passport.

CODE	SERVICE TYPE	EST TIME	COST
IS-331	Labour Approval	10 Working Days	QAR 100

3.2. Working Visa Under the Sponsorship of Company

Eligibility and Notes

- If applicant is from a Qatar Visa Center (QVC) country (Bangladesh, India, Nepal, Pakistan, Philippines, and Sri Lanka), follow the QVC process. (Please refer IS-331)
- The computer card of applicant's firm should be valid.
- If the applicant is outside Qatar with an active or expired residence permit (QID) but not cancelled, first cancel the QID before applying for a working visa.

- Certain professions (e.g., engineer, accountant, lawyer, auditor) require a copy of the relevant educational degree (e.g., an engineer will need to provide an engineering degree. Attestation not required).
- If the applicant is already in Qatar on a family visa/ working visa an E-NOC from the sponsor and sponsor's QID/computer card copy is required where applicable.
- Here is the [list of approved job titles](#). (Refer Appendices: 22)
- The computer card of applicant's firm should be valid.

Required Documents

Original

- N/A.

Copy

- [Company letter](#).
- [Ministry of Interior \(Mol\) Form](#) signed and stamped by the authorised signatory.
- A copy of the applicant's passport.

CODE	SERVICE TYPE	EST TIME	COST
IS-6	Working Visa	10 Working Days	QAR 500

3.3. Temporary Work Visa 3 Months Multiple Entry

Eligibility and Notes

- The computer card of the applicant's firm should be valid.
- If the applicant is outside Qatar with an active or expired QID but not cancelled, first cancel the QID before applying for working visa.
- The visa validity will be three (3) months from the date of issuance for the applicant to enter the country.
- The visa will be valid for one (3) month from the date the applicant enters the country and can be extended up to three (3) months (IS-336).
- A blank company letterhead may be provided to QFC if the company does not have a staff who cannot prepare a letter in Arabic.
- A medical insurance valid for a minimum of 90 days will be required to be uploaded during the process. A notification from the Client Affairs team will be sent to you accordingly once it is needed.

Required Documents

Original

- [Ministry of Labour \(MoL\) Form](#) signed and stamped by the authorised signatory.
- [Company letter.](#)
- [Undertaking letter.](#)

Copy

- A copy of the applicant's passport.
- [Ministry of Interior \(Mol\) Form](#) signed and stamped by the authorised signatory.
- A copy of the authorised signatory's residence permit (QID).

CODE	SERVICE TYPE	EST TIME	COST
IS-335	Temporary Working Visa	10 Working Days	QAR 900

3.4. Temporary Work Visa 3 Month Extension

Eligibility and Notes

- The computer card of applicant's firm should be valid.
- The applicant must be inside the country.
- The firm can apply two (2) weeks before the visa expiry date.
- A medical insurance valid for a minimum of 90 days will be required to be uploaded during the process. A notification from the Client Affairs team will be sent to you accordingly once it is needed.

Required Documents

Original

- [Ministry of Labour \(MoL\) Form](#) signed and stamped by the authorised signatory.
- [Undertaking letter.](#)

Copy

- A copy of the applicant's visa.

CODE	SERVICE TYPE	EST TIME	COST
IS-336	Extension - Temporary Working Visa	5 Working Days	QAR 900

3.5. New Hukoomi Card

Eligibility and Notes

- The authorised signatory must visit QFC immigration department to do the biometrics.

Required Documents

Original

- Applicant's original residence permit (QID).

Copy

- NA

CODE	SERVICE TYPE	EST TIME	COST
IS-333	New Hukoomi Card	2 Working Days	QAR 400

3.6. Hukoomi Card Renewal

Eligibility and Notes

- The authorised signatory must be in Qatar at the time of renewal.

Required Documents

Original

- Applicant's original residence permit (QID).

Copy

- N/A.

CODE	SERVICE TYPE	EST TIME	COST
IS-332	Hukoomi Card Renewal	2 Working Days	QAR 300

4. New Residence Permit – Employee

With medical - Without medical - Qatar Visa Centre

4.1. New Residence Permit Employee

Eligibility and Notes

- The applicant must have a valid working visa.

- The applicant must remain in Qatar until his/her residence permit (QID) has been issued.
- If the applicant's job title is listed in the [medical job title list](#), then the applicant is eligible for IS-15 or IS-16, otherwise the applicant is required to submit two (2) separate applications (IS-117 or IS-121 and for medical is IS-114).
- For Qatar Visa Center applicant, please refer to IS-334.
- QFC Immigration department will notify the firm's SPOC with the medical registration and fingerprint appointment date.
- Original passport to be presented at medical appointment.
- One (1) Original passport size photo, with blue background must be submitted to the QFC Immigration department at the time of fingerprint appointment.
- After the medical and fingerprint results are out, the QFC Immigration department will prepare [an MOI form](#). The original form will need to be signed by the authorised signatory, stamped, and signed by the applicant. The original signed form must be submitted to Client Services team.

Note: Kindly ensure to update the national address (Metrash2).

Required Documents

Original

- N/A.

Copy

- A copy of the applicant's passport.
- One (1) passport size photo, with blue background.
- A copy of the applicant's visa.
- [National Address Form](#)

CODE	SERVICE TYPE	EST TIME	COST
IS-15	Employee (New) 1 year validity (with medical checkup)	7 Working Days	QAR 3500
IS-16	Employee (New) 2 years validity (with medical checkup)	7 Working Days	QAR 4500
IS-117	Residence Permit – Employee (without medical checkup) (New) 1 year validity	5 Working Days	QAR 2750
IS-121	Residence Permit – Employee (without medical checkup) (New) 2 years validity	5 Working Days	QAR 3750

IS-114	Non-Professional Medical Checkup	3 Working Days	QAR 200
IS-334	Residence Permit – Employee (New) 1 Year Validity– Qatar Visa Centre	5 Working Days	QAR 1500

5. Residence Permit Renewal

5.1. Employee – Spouse – Child, Residence Permit Renewal

Eligibility and Notes

- Applicant must be in Qatar.
- Resident permit (QID) should not be valid for more than six (6) months.
- If the renewal request is for three (3) years but the available/approved validity is less, the service request will be rejected. The client will be asked to apply again according to the available/approved validity years.

Note: Kindly ensure to update the national address (Metrash2).

To re-activate applicant's renewed smart QID, new biometric eye scan is required. Applicants blue background passport size photo.

Required Documents

Original

- Applicant's original residence permit (QID).
- Applicant original photo change form (signed, with applicant's photo on a blue background without spectacles).

Copy

- A copy of the applicant's residence permit (QID).

CODE	SERVICE TYPE	EST TIME	COST
IS-18	RP Renewal 1 year - Employee	3 Working Days	QAR 1500
IS-19	RP Renewal 2 years - Employee	3 Working Days	QAR 2800
IS-20	RP Renewal 3 years - Employee	3 Working Days	QAR 3500
IS-24	RP Renewal 1 year - Spouse	3 Working Days	QAR 700
IS-25	RP Renewal 2 years - Spouse	3 Working Days	QAR 1200
IS-26	RP Renewal 3 years - Spouse	3 Working Days	QAR 1600

IS-30	RP Renewal 1 year - Child	3 Working Days	QAR 700
IS-31	RP Renewal 2 years - Child	3 Working Days	QAR 1100
IS-32	RP Renewal 3 years - Child	3 Working Days	QAR 1260

5.2. Transfer of RP from Old to New Passport

Eligibility and Notes

- In case of lost passport:
Lost in Qatar - Obtain police letter and submit the request.
Lost outside Qatar - Get letter from the owner's country embassy stating that a new passport was issued because the old passport was lost.
- In case of passport renewal.

Required Documents

Original

- Applicant's original old and new passport.
- Applicant's original residence permit (QID).

Copy

- N/A.

CODE	SERVICE TYPE	EST TIME	COST
IS-56	Transfer RP from old to new passport	3 Working Days	QAR 200

6. Family Visit Visa Support

In order to avail QFC Family Visit Visa support 1) Client must apply for 'Family Visit' via Metrash2 app and obtain Metrash2 Application number(MT Number). 2) Client must then apply for 'Family Visit Visa Support' on QFC Client Portal and submit the MT Number to avail QFC support services.

Eligibility and Notes

Stage 1 : Family Visit application on Metrash2

- Applicant must submit their Family visa application through Metrash2 app.
- Metrash2 app ➡ Login ➡ Visa ➡ Issue Visa ➡ Family Visit ➡ Family Resident Application ➡ Fill Details ➡ Click "Validate" ➡ Upload Documents ➡ Submit.

- Post submission, Metrash2 Application number(MT Number) will be generated.

Required documents on Metrash2	Documents to be uploaded
1. Marriage/Birth Certificate	1. Marriage/Birth Certificate
2. Education Certificate	2. Sponsor's Education Certificate
3. Bank Salary Statement	3. Company Letter
4. Marriage Certificate (Others)	4. Sponsor's QID and Applicant Passport
5. Other Document(s)	5. Company Computer card (QFC Licensed)

Note: Kindly make sure all the data is clear and readable otherwise your application will be rejected by the Ministry.

Stage 2 : Family Visit Visa Support on QFC Client Portal

- Applicant must submit Family Visit Visa Support application through QFC Client Portal and provide Metrash2 Application number(MT Number).
- Sponsor's minimum monthly salary must be at least QAR 10,000.
- Additional supporting documents might be required for special cases.

Note: All reasonable efforts will be taken by the QFC to ensure the family visit visa application is processed with QFC assistance. In the meantime, applicant may disregard any MOI payment notification received on Metrash2.

Required Documents

Original

- N/A.

Copy

- [Company Letter](#).
- A copy of the applicant's passport.
- Screenshot of MT number with the sponsor's QID number in Metrash2 with Under Process/Under Review status.

CODE	SERVICE TYPE	EST TIME	COST
IS-122	Family Visit Visa support	20 Working Days	QAR 700

7. Visa Conversion:

Conversion of Business Visa to Working Visa

Eligibility and Notes

- The applicant must be in Qatar.

Required Documents

Original

- N/A.

Copy

- Applicant's both visa copies (Business and Work).
- A copy of the applicant's visa.

CODE	SERVICE TYPE	EST TIME	COST
IS-62	Business visa conversion to Working visa	3 Working Days	QAR 700

8. Residence Permit – Employee's Dependent

8.1. New Residence Permit – Spouse and Child

Eligibility and Notes

- Applicant should have a valid family visit visa (1-year). Please refer to IS- 9/ IS-10.
- QFC Immigration department will notify the firm's SPOC with the medical registration and fingerprint appointment date.
- Original passport to be presented at medical appointment.
- One (1) original passport size photo, with blue background must be submitted to QFC Immigration department at the time of fingerprint appointment.
- After the medical and fingerprint results are out, QFC Immigration department will prepare [an MOI form](#). The original form will need to be signed by the applicant's sponsor. The original signed form must be submitted to the Client Services team.

Required Documents

Original

- N/A.

Copy

- A copy of the applicant's passport.
- One (1) passport size photo, with blue background.
- A copy of the applicant's visa.
- A copy of the sponsor's residence permit (QID).
- A copy of an attested marriage certificate from the Qatar Ministry of Foreign Affairs.
- Childbirth certificate (in case of child sponsorship).

Child:

CODE	SERVICE TYPE	EST TIME	COST
IS-27	Residence Permit – Child (Above 15 years) (New) 1 year validity	7 Working Days	QAR 1660
IS-28	Residence Permit – Child (Above 15 years) (New) 2 years validity	7 Working Days	QAR 2060
IS-29	Residence Permit - Child 0-18 years (New) 3 years validity	7 Working Days	QAR 2360
IS-116	Residence Permit – Child (Below 15 years) (New) 1 year validity	5 Working Days	QAR 1100
IS-119	Residence Permit – Child (Below 15 years) (New) 2 year validity	5 Working Days	QAR 1500
IS-120	Residence Permit – Child Below 15 - 3 years customer	5 Working Days	QAR 1800

Spouse:

CODE	SERVICE TYPE	EST TIME	COST
IS-21	Residence Permit - Spouse (New) 1 year validity	7 Working Days	QAR 1850
IS-22	Residence Permit - Spouse (New) 2 years validity	7 Working Days	QAR 2250
IS-23	Residence Permit - Spouse (New) 3 years validity	7 Working Days	QAR 2450

9. Residence Permit Cancellation

9.1. Residence Permit Cancellation - Employee

Eligibility and Notes

Scenarios when Residence Permit can be cancelled:

- The employee should be in Qatar to cancel the QID.

- If the employee is outside Qatar for more than six (6) months or his/her QID expired while outside Qatar, the QID can be cancelled without the original QID.
- If the employee is outside Qatar for less than six (6) months and the QID is still active, then the QID cannot be cancelled.
- The employee should not have any family member under his/her sponsorship or vehicle under his/her name.
- If the employee is in Qatar - Original QID is required.

Required Documents

Original

- Applicant's original residence permit (QID).

Copy

- A copy of the applicant's residence permit (QID).
- [Ministry of Interior \(Mol\) Form](#) signed and stamped by the authorised signatory.

CODE	SERVICE TYPE	EST TIME	COST
IS-41	RP Cancellation – Employee	5 Working Days	QAR 100

9.2. Residence Permit Cancellation - Family

Eligibility and Notes

Scenarios when Residence Permit can be cancelled:

- If a family member is outside Qatar for more than six (6) months or their QID expires while they are abroad, the QID can be cancelled without requiring the original QID.
- If a family member is outside Qatar for less than six (6) months and their QID is still active, the sponsor must be in Qatar to cancel all family members' QIDs, including their own.
- If the sponsor does not cancel their own QID, the family member's QID can only be cancelled if they have been outside Qatar for more than six (6) months or their QID has expired while they were abroad.
- If the family member is in Qatar, the original QID is required for QID cancellation.

Required Documents

Original

- N/A.

Copy

- A copy of the applicant's residence permit (QID).
- A copy of the sponsor's residence permit (QID).
- [Ministry of Interior \(Mol\) Form](#) signed by the sponsor.

CODE	SERVICE TYPE	EST TIME	COST
IS-42	RP Cancellation - Family	5 Working Days	QAR 100

10. Transfer of Sponsorship

10.1. Transfer of Sponsorship - Employee

Eligibility and Notes

- From Non-QFC entity to QFC firm: Labour Notice must be applied through Ministry of Labour (MOL) website [here, steps for Notifying the Employer to Change the Workplace from Non-QFC to QFC Licensed Entity](#).
- **From QFC firm to QFC firm:** E-NOC from Metrash2 must be provided by the current sponsor and the original company letter (NOC) must be provided by the new sponsor.
- Applicant's original residence permit (QID) will be needed on a later stage upon receiving the approval from the external government authority.
- Request for a job title change, accompanied by a company letter, will result in an additional payment of 200 QAR
- Police clearance certificate is required if :
 - ❖ The applicant was born in Qatar and under family sponsorship (government or semi-government firm).
 - ❖ The applicant has been in Qatar from the age of 10 and below and under family sponsorship.
 - ❖ The applicant is currently sponsored by a government or semi-government firm.

Required Documents

Original

- [Ministry of Interior \(Mol\) Form](#) signed and stamped by the authorised signatory.
- [Company letter](#).

Copy

- A copy of the applicant's passport.
- A copy of the applicant's residence permit (QID).
- A copy of the computer card for both the current and the new sponsor.
- A copy of applicant's education certificate.
- A copy of approved labour notice with expiry date or E-NOC

CODE	SERVICE TYPE	EST TIME	COST
IS-35	1 st Time Transfer	20 Working Days	QAR 3800
IS-36	2 nd Time Transfer	20 Working Days	QAR 3800
IS-37	3 rd Time Transfer	20 Working Days	QAR 5200

11. Gate Pass Letter

11.1. Gate Pass Letter

Eligibility and Notes

- Applicant should have business visa issued by QFC.

Required Documents

Original

- N/A.

Copy

- A copy of the applicant's visa.
- Company request form or letter that has to be signed and stamped by QFC.

CODE	SERVICE TYPE	EST TIME	COST
IS-309	Gate Pass Letter	3 Working Days	QAR 200

12. Visit Visa 1 Year for RP Holders

12.1. Return Visa RP Holder - (Out of Qatar More Than 6 to 12 Months with Valid RP)

Eligibility and Notes

- Applicant must have a valid residence permit (QID).
- Additional supporting documents might be required for special cases.

Required Documents

Original

- N/A.

Copy

- A copy of the applicant's residence permit (QID).
- A copy of the sponsor's residence permit (QID).
- [Ministry of Interior \(Mol\) Form](#) signed by the sponsor.

CODE	SERVICE TYPE	EST TIME	COST
IS-72	Visit Visa for RP Holder (Return Permit)	10 Working Days	QAR 1500

13. Support Letter

Eligibility and Notes

- A request letter must be addressed to QFC.
- The request letter must consist of the detailed reason of request and recipient details for the support letter.

Required Documents

Original

- N/A

Copy

- Company letter

CODE	SERVICE TYPE	EST TIME	COST
IS-337	Support Letter	3 Working Days	QAR 183

14. QFCA Single Window Shipment Clearance

Eligibility and Notes

- All shipment should be under the name of QFCA
- Company Letter must consist of all the below mentioned mandatory details :

- CR No. (Shipment Number)
- Brief description of shipped Items
- Quantity of shipment (weight/quantity)
- Shipment type (Air, Land or Sea)
- Name of freight company
- Requested clearance date

Required Documents

Original

- N/A

Copy

- Company letter.

CODE	SERVICE TYPE	EST TIME	COST
IS-310	Single Window Shipment Clearance	3 Working Days	QAR 300

15. New Company Profile Creation by MOL

Eligibility and Notes

- Request a first-time company profile creation for granting E-access into MOL e-portal
- A valid computer card is mandatory

Required Documents

Original

- N/A

Copy

- A copy of the Company Computer Card

CODE	SERVICE TYPE	EST TIME	COST
IS-342	New Company Profile Creation by MOL	3 Working Days	Free of Charge

16. New Company Information Management by MOL

Eligibility and Notes

Managing Company authorized signatories' Info (adding, deleting, or modifying)

Required Documents

Original

- N/A

Copy

- A copy of the QFC Companies Registration Office (CRO) Certificate and License.
- A copy of the Company Computer Card.
- A copy of the Authorized Signatories' QIDs.
- A company letter including the mobile number and email ID of the Authorized Signatories

CODE	SERVICE TYPE	EST TIME	COST
IS-343	New Company Information Management by MOL	3 Working Days	Free of Charge

17. Existing Company Information Management by MOL

Eligibility and Notes

Managing Company authorized signatories' Info (adding, deleting, or modifying)

Required Documents

Original

- N/A

Copy

- A copy of the QFC Companies Registration Office (CRO) Certificate and License.
- A copy of the Company Computer Card.
- A copy of the Authorized Signatories' QIDs
- A company letter including the local Qatari mobile number and email ID of the Authorized Signatories

CODE	SERVICE TYPE	EST TIME	COST
IS-344	Existing Company Information Management by MOL	3 Working Days	QAR 200

18. Change of Employer Request – Only MOL Approval

Eligibility and Notes

- For Change of Employer from Non-QFC Entity to QFC Firm:

A Labour Notice must be applied for through the Ministry of Labour (MOL) website here. [the steps for notifying the employer to change the workplace from a Non-QFC entity to a QFC licensed entity](#). Please note that this service is related only to obtaining approval from the Ministry of Labour only.

- Waiver of notice period can only be granted only when the current employer approves it on the MOL portal using NAS system/smart card.

Required Documents

Original

- N/A

Copy

- Providing the application tracking number (EC Number)

CODE	SERVICE TYPE	EST TIME	COST
IS-345	Change of Employer Request – Only MOL Approval	3 Working Days	QAR 500

19. Job Title Amendment Request

Eligibility and Notes

Please ensure you fill out the MOL form by providing the following details:

- Applicant's details (Name, Nationality, QID Number)
- Job Title details (Actual Job Title, New Job Title, Justifications)
- Company details (Computer Card Number, Company Name)

Required Documents

Original

- N/A

Copy

- A copy of the Company Computer Card
- A copy of the Authorized Signatories QIDs
- A copy of the Applicant's QID.
- [Ministry of Labour \(MOL\) Form signed and stamped by the authorized signatory.](#)

CODE	SERVICE TYPE	EST TIME	COST
IS-346	Job Title Amendment Request	20 Working Days	QAR 1000

20. Amendment of Labour Recruitment Approval

Eligibility and Notes

- This service allows QFC companies to apply to amend an existing recruitment approval from the Ministry of Labour.
- A valid computer card for the firm is mandatory.
- The QFC firm must provide details about the amendment request, including Nationality, Number of Labourers, and Gender.

Required Documents

Original

- N/A

Copy

- A copy of the Company Computer Card
- A copy of the Authorized Signatories' QIDs
- Existing MOL Approval Tracking Number
- Request Letter with Amendment Details

CODE	SERVICE TYPE	EST TIME	COST
IS-347	Amendment of Labour Recruitment Approval	3 Working Days	QAR 200

21. Work Permit Approval

Eligibility and Notes

- For those who are under Family sponsorship and wants to work in the company without changing their sponsorship
- A valid computer card of the firm is mandatory

Required Documents

Original

- N/A

Copy

- A copy of the Company Computer Card
- A copy of the Applicant QID
- Request Letter in Arabic addressed to Ministry of Labour with Work Permit Details

CODE	SERVICE TYPE	EST TIME	COST
IS-348	Work Permit Approval	5 Working Days	QAR 700

22. Policies and Procedures

22.1. Company Letterhead and Stamp (LLC)

Disclosure Provisions:

Please note that we do not advise or issue confirmations to QFC firms on their obligations as set out in the relevant QFC legislation (as this is a matter purely for the QFC firms to interpret and satisfy themselves); this notwithstanding, in relation to your request for the disclosure provisions.

For a limited liability company, the disclosure requirements are stated under Articles 45 and 46 of the QFC's Companies Regulations as well as the QFCA Rules - General Rule 3.2.2.

23. Portal Access

23.1. FAQ General

Q. To add a User/ SPOC

To get access to the portal or any module, you need to contact the SEF (Senior Executive Function) of the firm. The SEF has access to the admin portal and can add/delete or modify users. The SEF has to login to the portal, click on E Services - User management - Select the user or create a new user and grant access. The user will get an email with the username and password.

Q. I'm not getting my PIN on my mobile or I want to change my mobile number?

(Make sure that the email is coming from the User and not someone else)

Your request to reset the mobile number is sent to our IT team. Note that after our team will reset your account, while logging in, the portal will prompt you to enter your mobile number. Please select the country and then enter the city code and the number.

Q. I forgot my password. Can you please reset it?

To reset your password, kindly click on forgot password, enter your username and reset password. If you can't remember your username then you can inform the SEF (Senior Executive Function) to login to the portal, click on E services - User management - Select the user and reset the password.

Q. My SEF is never available, or can we give the user management/ admin access to someone else?

Kindly ask the SEF (Senior Executive Function) to email us requesting to delegate admin access to someone else. The email should come from the SEF email ID.

Q. My SEF doesn't have portal access. We don't know if the SEF has portal access?

Our IT team can create a username or reset the profile for the SEF. Once this is done, the SEF will get the username and password via email. Kindly ask the SEF to check their inbox or junk or spam mailbox.

24. Multiple Portal Access

24.1. FAQ General

Q. I already have access to the portal with one firm and want access it with another firm. How can I do that?

Kindly mark a mail to the QFC on clientaffairs@qfc.qa.

Q. I have multiple access but can see another company or can't see the company I'm looking for?

Kindly login to the portal, click on E services, click on the Username and then click on switch firms. It will show you all the firms names that you have access to. Kindly select the firm you want and click switch.

25. Immigration Terms and Conditions

25.1. Immigration Services

- The QFC provides immigration services to clients which consist of QFC Group entities and QFC firms, including their employees, family members, and business visitors. All immigration applications and queries should only be submitted to the QFC, unless otherwise directed.
- The QFC provides access to a one-stop shop immigration service that includes:
 - (1) a fully dedicated QFC team that is available to process and assist in immigration applications,
 - (2) privileges and exemptions that are only available to QFC entities (which result in lower documentation requirements), and
 - (3) a dedicated Ministry of Interior specialised office at the QFC which handles only QFC entities applications and provides onsite eye scan / fingerprint / ID printing services.

- The QFC levies service charges for immigration services and administrative processing. The amount of the charges will vary subject to the QFC's discretion. Service charges and fees are published in this Immigration Service Guide. The latest version of which is published in the Immigration module of the QFC Client Portal.
- All immigration service requests will incur service charges that are non-refundable, regardless of whether the immigration benefit is granted. Service requests that are cancelled by the applicant or rejected by the QFC, prior to receiving the immigration benefit may be eligible for a partial refund at the QFC's discretion, minus a non-refundable administrative fee of 100 QAR and any other costs. Refunds will generally be issued within 20 business days of submitting all required information.

25.2. Single Point of Contact (SPOC)

- Clients must appoint an immigration Single Point of Contact (SPOC) who is responsible for ensuring that all immigration-related applications to the QFC are in compliance with QFC Immigration Regulations, department procedures, and Immigration Terms & Conditions which are detailed in this Immigration Service Guide.
- The SPOC is primarily responsible for:
 - (1) submitting accurate and compliant immigration service requests;
 - (2) completing all required prerequisites and processing actions in an accurate and timely manner;
 - (3) responding in an accurate and timely manner to any requests from the QFC, and;
 - (4) creating and updating contacts and their details in the immigration contact database to ensure the system contains accurate data at all times. Inaccuracies in service requests and/or the contact database will directly cause issues with application processing and system notifications. Clients should ideally appoint Immigration SPOCs who are experienced with immigration matters. SPOCs should obtain further training on the Immigration module of the QFC Client Portal by attending orientation sessions and request training by contacting clientaffairs@qfc.qa on immigration matters to keep up to date with current regulations and procedures.

25.3. QFC Portal & Estimated Processing Timelines

- The QFC processes immigration service requests through the immigration module of the QFC Client Portal. Automated portal system notifications will keep SPOCs apprised of developments to the application and if there are any required additional documentation. The current status of an application can be viewed on the QFC Client Portal under the “Status” field.
- For ease of reference, the QFC provides estimated processing timelines for each service request however the timelines are only estimates and variances may occur which are outside of QFC control. The process may take shorter or longer than the estimated timeline and is dependent on the individual circumstances of each case. As such, please do not make any travel arrangements or plans until the applicant actually receives the visa and/or official document.
- The processing timelines will only start once the SPOC has completed all six (6) required prerequisites which consist of:
 - (1) Submission of a complete and accurate service request,
 - (2) Received preliminary approval of service request,
 - (3) Paid service charges,
 - (4) Submitted any required original documents,
 - (5) Submitted any required Ministry of Interior / Government application forms, and
 - (6) Submitted any other required document or information requested by the QFC Immigration department, if applicable. Once all prerequisites are satisfied, the status of the service request will be updated on the portal to “In Progress” and the estimated processing timeline will begin. Note that the timeline will freeze if there is any change in the status of the service request (e.g., Pending with Customer, Pending with External Gov). It will start once more once the status is changed back to “In Progress”.
- The timelines are calculated based on business hours and each working day consists of 8 business hours. QFC working days are Sunday to Thursday from 7AM to 3PM, excluding weekends and holidays. For example, a service request with a 1 Day turnaround time that completes all prerequisites, and its status is reflected as “In Progress” on the QFC Client Portal on Thursday at 2PM, will be expected to complete processing within 8 business hours on Sunday by 2PM. Timelines will vary during the Holy month of Ramadan, when shorter working hours are in operation.

25.4. QFC – Centralised Contact Point

- For convenience, the QFC provides access to a Client Services team that can answer standard questions on immigration services through the following centralized contact points:
- (1) telephone at 4496 7777,
- (2) email at clientaffairs@qfc.qa, or
- (3) walk-in to the Client Service counter at QFC Tower 1, 2nd floor.
- Complicated questions on immigration matters should be submitted solely via email to clientaffairs@qfc.qa and marked on the subject header with the notation, “Complicated Query”, in order to be directed to a dedicated immigration expert to review the case.
- Urgent matters, complaints, and escalations should be submitted solely through any of the centralised contact points. Emails should be marked on the subject header with the appropriate notation (e.g., Urgent, Complaint). The department will review the case and respond accordingly at the earliest.
- The centralised contact points allow the department to register and track queries & response times. Accordingly, please do not contact individual members of the department. Such direct contact impacts operations and causes delays to other applications and the overall process. Contact may only be made via the above-mentioned centralised contact points in order to allow an orderly and organised process. The department strives to respond to all questions, queries, and requests within two (2) business days, though response times for certain cases may take longer depending on complexity.
- Answers by the department to all questions and queries are provided on a reasonable-efforts basis only, general in nature, and in response to the information provided. Due to time and resource constraints, a detailed response and/or investigation may not be possible for every question and query. Accordingly, please provide all available and relevant information when discussing your case, including but not limited to service request number, attachments of all related and relevant documents, detailed description of the case, etc. This will allow the department to better service your request.
- Questions on the status of applications will be answered based on the available information on the QFC Client Portal. If the status is, “In Progress”, personnel will unfortunately be unable to provide any further information on the application other than that it is in progress and will strive to have the application processed within the

estimated timelines. For cases that have significantly exceeded the estimated processing timelines, a detailed review will be undertaken to determine and update the portal status. Immigration processing is handled on a case-by-case basis by the QFC and external governmental authorities and rules and procedures are subject to change without notice. Immigration applications require the review and approval of the QFC and other governmental authorities. As such, there is no guarantee that an immigration application will be approved and/or processed within estimated timelines. Furthermore, the QFC may not know the full reason(s) for the denial and/or delay of an application by external governmental authorities. However, the QFC will endeavour to, on a reasonable-efforts basis, facilitate the approval of applications.

25.5. Submission of Immigration Applications

- To request immigration services, the SPOC will create an immigration service request on the immigration module of the QFC Client Portal. The submission must be fully complete and accurate, contain all required documentation (including copies of original documents), and be in compliance with all prevailing rules & regulations. The portal status will reflect the service request as “Saved” at this stage.
- All immigration service requests will undergo a brief and preliminary review by the department within One (1) business day of submission. If the request is found to be inadequate due to the absence of any of the requirements listed, the request will be rejected. If adequate, the request will be accepted, and the portal status will reflect the service request as “Approved” at this stage. The initial brief and preliminary review by the department is not considered as acceptance of the application, but only that the service request appears to be adequate at this preliminary stage.
- After receiving approval, the SPOC can proceed to the payment stage which requires the payment of service charges on the QFC Client Portal. After acceptance of payment, the portal status will reflect the service request as “Paid” at this stage.
- If applicable, the SPOC must then submit any and all required original documents in-person to the Client Service counter at QFC Tower 1, 2nd floor. The SPOC will be responsible to submit the required original documents. This Immigration Service Guide details for each service request whether an original document is needed (e.g., passports, certificates, attestations). If no original documents are required, the SPOC will not need to take any actions at this stage.
- The initiation of processing will depend on whether the service request requires a Ministry of Interior / Government Application signed hard copy form. This Immigration Service Guide will detail for each service request whether a Ministry of Interior /

Government Application form is required. If not required, the processing of the application will be initiated, and the portal status will reflect the service request as “In Progress” at this stage.

- If a signed hard copy form is required, the department will prepare the draft form and fill in applicable details. An automated Portal notification will be sent to the SPOC informing them that the draft form is ready for pick-up from the Client Service counter. The SPOC will need to pick up and review for accuracy the draft form and obtain signatures and stamps on relevant sections of the form from the authorised signatories of their organisation. The form will need to be submitted by the SPOC to the Client Service counter and will then be reviewed by the department and if adequate, will be considered as a final form. The portal status will then be updated to reflect the service request as “In Progress” at this stage. The estimated processing timelines will now begin.
- Department processing of service requests requires timely actions from the SPOC throughout the prerequisite and possibly during the in-progress stage and as such, any delays from the SPOC will directly impact the total processing time of applications. Delays from SPOCs in responding to QFC Immigration department requests for documentation/information or in completing the necessary prerequisites, may result in the rejection of the service request in order to ensure that applications in the pipeline are managed in an orderly and organised manner. SPOC delays of more than twenty (20) business days from the date of submission on the portal may be rejected with a deduction for administrative fees of 100 QAR and any other costs. This includes, but is not limited to, delays that are caused by SPOCs due to payments not completed, documents/forms not submitted, etc.
- Immigration service requests may be rejected at any time during any stage of the process. Acceptance of applications is at the discretion of the QFC and other governmental authorities. Common reasons for rejection include, but are not limited to, non-compliance with prevailing rules and regulations, changes to requirements, and external governmental authorities' decisions.

25.6. Processing of Immigration Applications









- All applications will be processed on a first-come, first-served basis. All reasonable efforts will be undertaken by the department to ensure that service requests are processed within their estimated processing timelines.
- The QFC Client Portal will reflect the current status of the service request. The QFC Immigration department will strive to ensure that the status is updated in a timely and






accurate manner. However, there are several procedures required internally and externally with governmental authorities and as such the status on the QFC Client Portal is the only status that is applicable and recognised by the QFC. Other government websites or portals may not reflect the complete administrative procedures required and as such are not applicable to the servicing of QFC applications. Any additional information and/or documentation required will be communicated to the SPOC via automated system notification and/or directly from the Client Services team.










- Once an application has received all necessary approvals and completed administrative processing, the portal status will reflect the service request as either “Closed” or “Ready for Collection” at this stage. “Closed” means the application is approved and complete and the immigration benefit (e.g., visa) can be downloaded directly from the portal. “Ready for Collection” means the original documents that were submitted for this application are now ready for pick-up and/or the newly issued immigration benefit (e.g., residence permit) can be collected from the Client Service counter.
- Please verify the accuracy of official documents (e.g., visas, residence permits, Qatar ID, exit permits, etc.) right away to make sure there are no errors. If there are any errors, contact the Client Services team promptly. It is the responsibility of the applicant to check their documentation details (e.g., names, passport numbers, etc.) for accuracy and to immediately notify the Client Services team for correction.
- QFC firms (including assigned immigration SPOCs), their employees (and family members) and their visitors are responsible for keeping track of the validity of their residence permits, visas, exit permits, and related official documents and for ensuring that these permits and visas are renewed in compliance with the prevailing rules and regulations and in failure thereof will be wholly responsible for all charges, fines or other penalties which may be imposed by the QFC or State authorities. Do not rely on automated portal notifications or on any other sources to inform you of expiring assets, given that there are a variety of factors which could occur that would cause the information provided to be inaccurate. Instead, reliance should be on the information contained within the official documents (e.g., expiry date of exit permit).
- If the applicant is denied boarding or experiences any issues with the immigration authorities, please contact the QFC immediately at clientaffairs@qfc.qa. Please mark the subject header with the notation, “Emergency”. The department will respond with immediate urgency on the same business day during working hours or if received

after hours, on the next business day. Resolution of such cases is provided on a reasonable-efforts basis and may be dependent on several external factors outside of the control of the QFC. As such, there is no guarantee of a successful resolution of emergency cases.

26. Appendices:

Title	Reference document(s)
1. Company Letter IS-1	 Company Letter IS-1.doc
2. Company Letter IS-2	 Company Letter IS-2.doc
3. Company Letter IS-3	 Company Letter IS-3.docx
4. Company Letter IS-122	 Company Letter (Product IS-122).doc
5. Company Letter IS-123	 Company Letter IS-123.docx
6. Company Letter IS-6	 Company Letter IS-6.docx
7. Company Letter IS-35, IS-36, IS-37	 Company Letter IS-35, IS-36, IS-37.doc
8. Company Letter IS-55	 Company Letter IS-55.doc

9. Company Letter IS-331	 Company Letter IS-331.docx
10. Company Letter IS-335	 Company Letter IS-335.docx
11. Medical job title list	 Medical job title list.pdf
12. MOI Form IS-6, 335	 MOI Form IS-6, 335.pdf
13. MOI form IS-122	 MOI form (Product IS-122).pdf
14. MOI form IS-35, IS-36, IS-37	 MOI form IS-35, IS-36, IS-37, IS-311.p
15. MOI form IS-41, IS-42	 MOI form IS-41, IS-42.pdf
16. MOI form IS-72	 MOI form IS-72.pdf
17. MOI form new RP	https://portal.moi.gov.qa/wps/portal/MOIInternet/services/inquiries/residencypermits/rpapplicationtracking
18. MOI IS-1,2,55	 MOI IS-1,2,55.pdf
19. MOL Form IS-335	 MOL Form IS-335.pdf
20. MOL Form IS-336	 MOL Form IS-336.pdf

21. National Address Institutions	 National_Address_Institutions.pdf
22. Steps for changing employer - non QFC to QFC	 Steps for changing employer - non QFC
23. Updated Job title list IS-6,331	 Updated Job title list IS-6,331.pdf
24. Steps for Notifying the Employer to Change the Workplace from Non-QFC to QFC Licensed Entity	 Steps for Notifying the Employer to Cha
25. National Address for Individuals	 National_Address_+Individuals 2.pdf
26. MOI Form IS-18	 MOI Form IS-18.pdf
27. Professional Amendment Request	 Profession Amendment Reques
28. Undertaking Letter Product IS335	 Undertaking Letter Product IS335.docx
29. Undertaking Letter Product IS336	 Undertaking Letter Product IS336.docx